

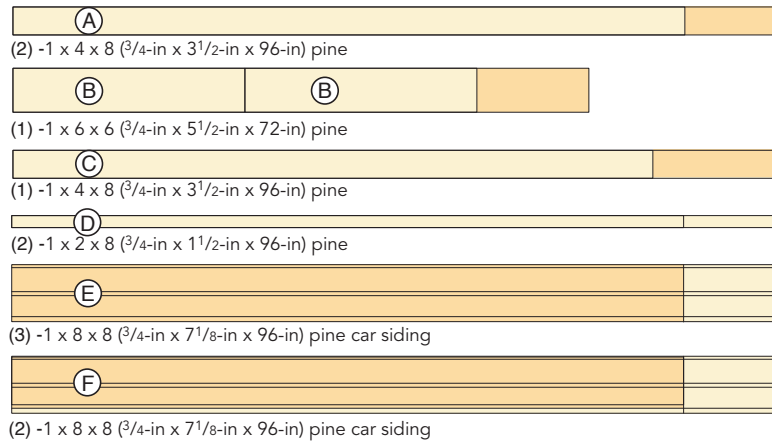
BARN-STYLE SLIDING DOOR PROJECT DIAGRAM

CUTTING LIST

Part		FINISHED SIZE			Material	Pcs
		T	W	L		
A	stiles	$\frac{3}{4}$	$3\frac{1}{2}$	84	P	2
B	top/bottom rails	$\frac{3}{4}$	$5\frac{1}{2}$	29	P	2
C	crossbar	$\frac{3}{4}$	$3\frac{1}{2}$	cut to fit	P	1
D	edging	$\frac{3}{4}$	$1\frac{1}{2}$	84	P	2
E	siding	$\frac{3}{4}$	$7\frac{1}{8}$	84	CS	3
F	siding filler strips	$\frac{3}{4}$	cut to fit	84	CS	2

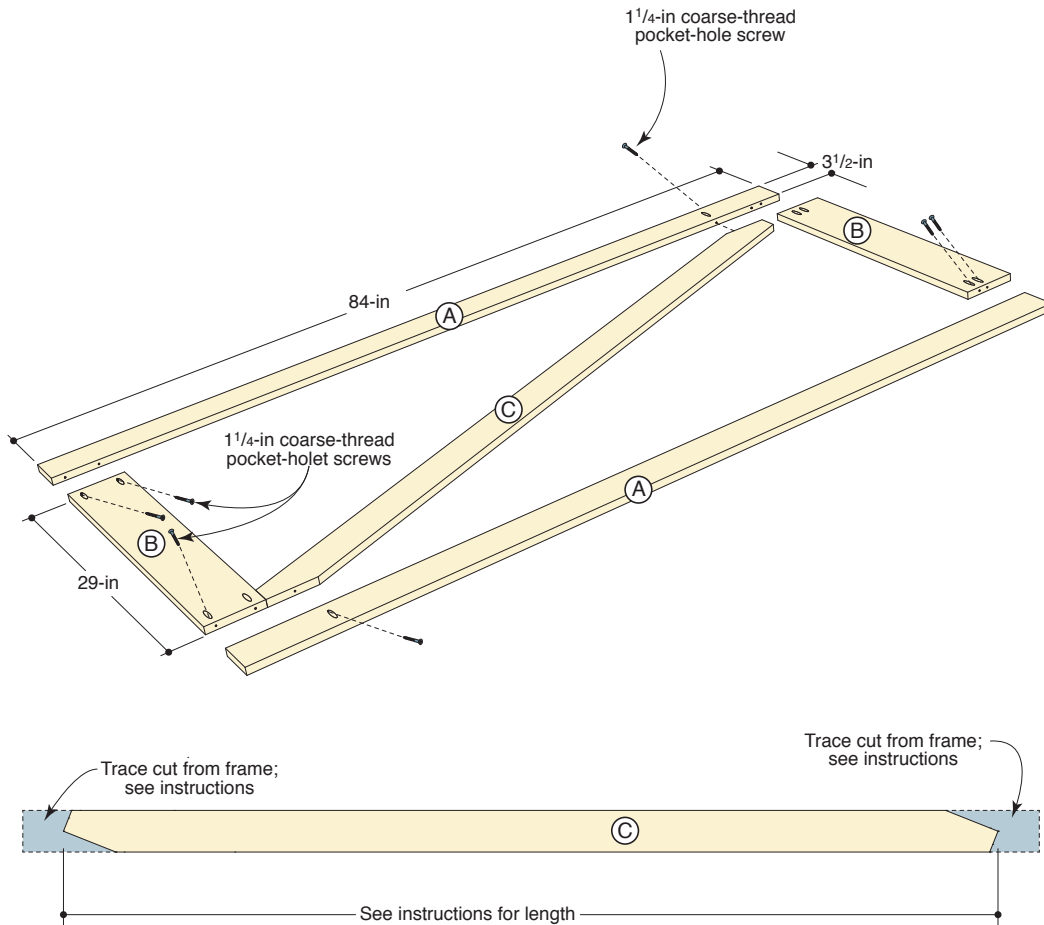
Materials : P-pine, CS-pine car siding

CUTTING DIAGRAM



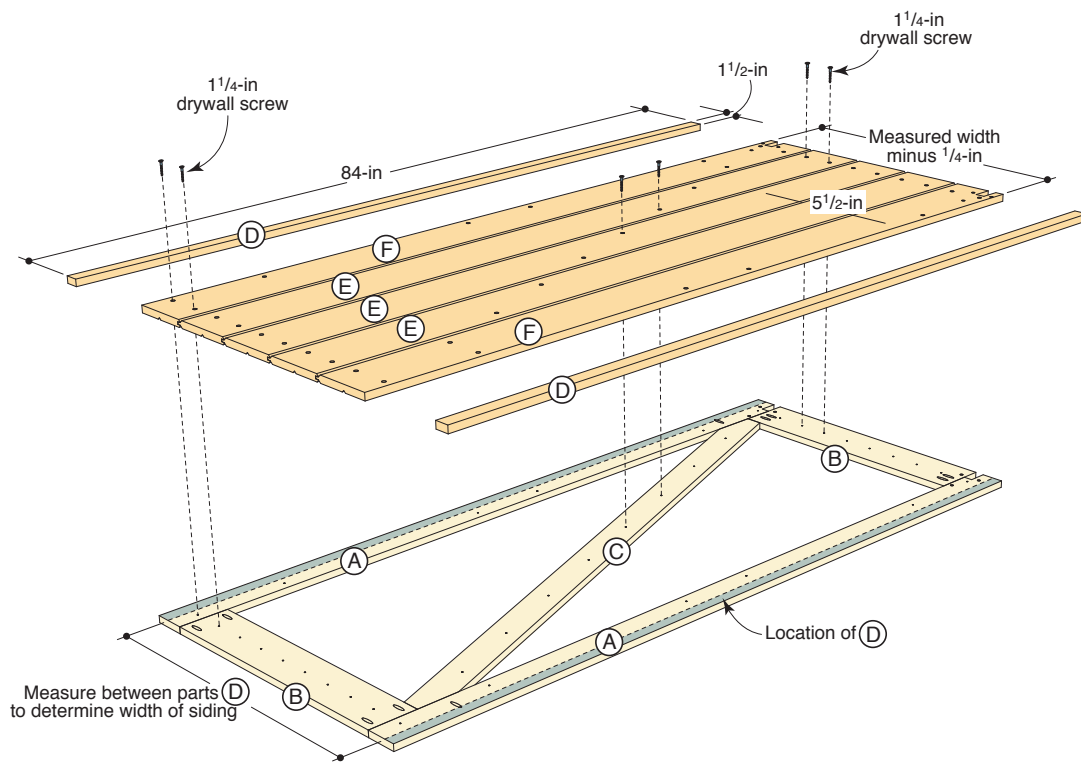
BARN-STYLE SLIDING DOOR PROJECT DIAGRAM

DRAWING 1
Frame Assembly



BARN-STYLE SLIDING DOOR PROJECT DIAGRAM

DRAWING 2
Siding



BARN-STYLE SLIDING DOOR PROJECT DIAGRAM

DRAWING 3
Roller Attachment

